



Introduction to MARSS Reporting in Ed-Fi

Kari P. Johnson | School Finance/Ed-Fi Specialist

Ten Minnesota Commitments to Equity

1. Prioritize equity.
2. Start from within.
3. Measure what matters.
4. Go local.
5. **Follow the money.**
6. Start early.
7. Monitor implementation of standards.
8. Value people.
9. Improve conditions for learning.
10. Give students options.




- What is Ed-Fi?
- Program Data in your Student Information System (SIS)
- Dual Submission process of Minnesota Automated Reporting Student System (MARSS) A/B files and Ed-Fi
- Ed-Fi/ MARSS A/B file Comparison Report

- Local Reports per collection cycle A and B files/Ed-Fi
- Ed-Fi Data Validation Portal (EDVP)
 - Validations & Dynamic Reports
- Certify to report MARSS data Ed-Fi only

What is Ed-Fi?

- Ed-Fi is a data standard that allows two educational systems to connect and data to flow.
- Ed-Fi involves districts/charters sending required data to the Minnesota Department of Education through their student information system (SIS).
- Rather than storing information in disconnected systems, Ed-Fi connects data in order to provide a more complete view of students' needs and challenges.



Program Objectives

COLLECT

- Streamline data submissions

CONNECT

- Expand data linkages

COMMUNICATE

- Improve data access and use

Vision:

To empower education leaders and decision makers by providing integrated data to advance equitable learning environments for students.

Mission:

To collect, connect, and communicate high quality student-level data through tools that streamline submissions and data use for Minnesota districts and schools.

- In Ed-Fi, some data is moved out of the student's enrollment record and reported in a Program Participation record. This includes preschool screening, gifted and talented, Title I participation, postsecondary enrollment options (PSEO), homeless, coordinated early intervening Services (CEIS) and 504.
- Other new data items not collected in MARSS are also included in a Program Participation record, e.g., alternative delivery of specialized instructional services (ADSIS), state-approved alternative program (SAAP) credits and characteristics about homelessness.

MARSS Dual Submission

A/B file submission (not just the MARSS WES edit) + Ed-Fi Sync

When these two steps are completed, a comparison report can be generated.



Steps to check Ed-Fi Data

Steps to check Ed-Fi Data

1. Run a Comparison Report in the Education Identity & Access Management (EDIAM)
2. Run Ed-Fi data through Minnesota Automated Reporting Student System Web Edit System (MARSS WES)
3. Run A/B file data through MARSS WES
4. Compare MARSS WES reports

Step 1. Comparison Report

- After Every MARSS A/B Submission deadline, sync Ed-Fi then run an Ed-Fi/MARSS Comparison Report which is available on your EDIAM page or in Secure reports
- Select “Run New Comparison”
- Select “View Report” until data loads on the page (within 30 seconds)

Comparison Report

- The comparison report shows your A/B files edited by MARSSWES compared to your Ed-Fi data that has not yet been edited by MARSS WES.
- Work through the listed differences to align Ed-Fi data to the A/B files

District: [School District] School District

Year: 2023

[View Report](#) [Run New Comparison](#)

Ed-Fi Comparison Results

District: [Redacted]

Year: 2023

Ed-Fi Data Source: Production

Issue	Count of Occurrences	Summary Available	Detail Available
Fiscal Year = 2023 District ID = [Redacted]		N	N
EDFI student keys missing in MARSS	2	N	Y
Attendance Days	64	N	Y
Economic Indicator Code	482	Y	Y
Instructional Days	28	N	Y
EDFI Extract = Feb 22 2023 9:30PM		N	N
Status End Code	203	Y	Y
Membership Days	12	N	Y
Homeless Indicator	2	Y	Y
Length of Day	13	N	Y
Matching student keys in EDFI and MARSS	5,078	N	N
Percent Enrolled	1	N	Y
EL Begin Date	710	N	Y
Matching school keys in EDFI and MARSS	39	N	N
MARSS Last Submission = Feb 22 2023 9:30PM		N	N
Status End Date	1	N	Y
Primary Disability Code	3	Y	Y
Opt Out Indicator - MNC	71	Y	Y

Summary versus Detail

<u>Count of Occurrences</u>	<u>Summary Available</u>	<u>Detail Available</u>
99	N	<u>Y</u>
	N	N
3	N	<u>Y</u>
206	N	<u>Y</u>
1	N	<u>Y</u>
15	<u>Y</u>	<u>Y</u>
	N	N
41	N	<u>Y</u>
6	<u>Y</u>	<u>Y</u>

Issue: Economic Indicator Code

<u>Code</u>	<u>Code Description</u>	<u>EDFI Count</u>	<u>MARSS Count</u>
0	Not Eligible	2,331	2,346
1	Reduced Priced Meal Eligible	83	82
2	Free Meal Eligible	121	119
7	Direct Certified for Free Meals	569	559
8	Direct Certified for Reduced Meals	116	114
Total		3,220	3,220

Summary versus Detail, continued

<u>Count of Occurrences</u>	<u>Summary Available</u>	<u>Detail Available</u>
99	N	Y
	N	N
3	N	Y
206	N	Y
1	N	Y
15	Y	Y
	N	N
41	N	Y
6	Y	Y



<u>SCHOOLNUMBER</u>	<u>MARSSNUMBER</u>	<u>STATUSBEGINDATE</u>	<u>EDFI</u>	<u>MARSS</u>
		2022/07/11	7	0
		2022/07/11	7	0
		2022/07/11	2	0
		2022/07/11	7	0



Status Begin Date: 07/11/2022

<u>Column Name</u>	<u>EDFI</u>	<u>MARSS</u>	<u>Differences</u>
Asian Indicator	N	N	
Attendance Days	0.0	0.0	
Birthdate			
Black Indicator	N	N	
EL Begin Date	1900-01-01	1900-01-01	
EL Indicator	N	N	
Economic Indicator Code	7	0	*
Ethnic Code	0	0	
First Name			
Gender			
Gifted Talented Indicator	N	N	
Grade			

Data Elements to Consider

Fall

- Economic Indicator
- Federal Race/Ethnic categories
- Primary Disability
- Resident District Number and Type
- Special Education Evaluation Status
- State Aid Category

End of Year

- English Learner (EL) Indicator
- EL Start Date
- Membership Days/Hours
- Percent Enrolled
- Primary Disability
- PSEO Concurrent
- PSEO Indicator

More Resources for help with Comparison Report

- [MDE](#) > [Districts, Schools and Educators](#) > [Data Submissions](#) > [Ed-Fi](#) > [Ed-Fi Documentation](#)
- Search for Comparison
- Comparison Report: Discrepancies to Disregard

Step 2. Run Ed-Fi data through MARSS WES

Next Step:

- Run data through MARSS WES using Ed-Fi as your data source to check the MARSS 08 error report and fix errors.
- Run, save or print local reports with Ed-Fi data as the source

Cycle: End-of-Year - 2023

Get Started
Announcements
Introduction
Select Cycle
Select District

Edit Process
Combine/Run Edit
Edit Status

Reports
Local Reports
Statewide Reports
Download A & B Files

Run Edit using Ed-Fi Data (highlighted with a red arrow)

Run Edit using Ed-Fi Data

Run Edit using School and Student files

Please attach all School(A) & Student(B) files.

School (A) File		Student (B) File	
Choose File	No file chosen	Choose File	No file chosen

Back Run Edit

District: 01 Schools
School: [Redacted]

Source: Ed-Fi

MARSS ERROR / WARNING REPORT
Using EOY Data
2022-2023 SCHOOL YEAR

Student Name	Local Use Data	MARSS Number	Begin Date	End Date	Data Item and Value in Question
Grade 10	10861	9	06/20/2022	07/14/2022	School Grade=10
	33319	9	06/20/2022	07/14/2022	School Grade=10
	25888	5	06/20/2022	07/14/2022	School Grade=10
	29038	7	06/20/2022	07/14/2022	School Grade=10
	12414	1	12/14/2022	06/08/2023	School Grade=10
	12414	1	06/20/2022	07/14/2022	School Grade=10
	8997	5	06/20/2022	07/14/2022	School Grade=10
	6290	0	10/26/2022	06/08/2023	School Grade=10
	6848	5	11/09/2022	06/08/2023	School Grade=10
	6848	5	11/09/2022	06/08/2023	School Grade=10

Step 3: Run A/B files through MARSS WES

- Run data through MARSS WES using A/B files to check the MARSS 08 error report and fix errors.
- Run, save or print local reports with A/B data as the source

Cycle: End-of-Year - 2023

Get Started

- Announcements
- Introduction
- Select Cycle
- Select District

Edit Process

- Combine/Run Edit
- Edit Status

Reports

- Local Reports
- Statewide Reports
- Download A & B Files

Run Edit using Ed-Fi Data

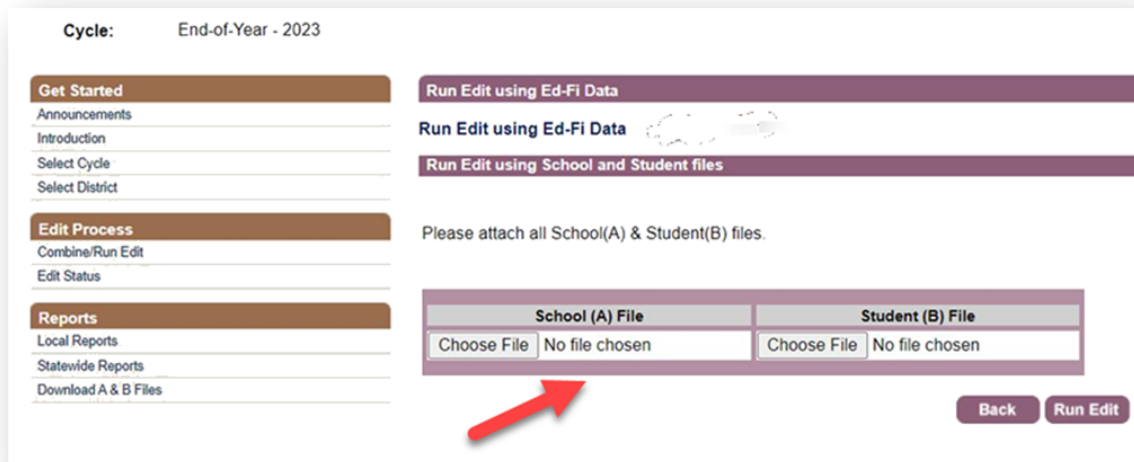
Run Edit using Ed-Fi Data

Run Edit using School and Student files

Please attach all School(A) & Student(B) files.

School (A) File		Student (B) File	
Choose File	No file chosen	Choose File	No file chosen

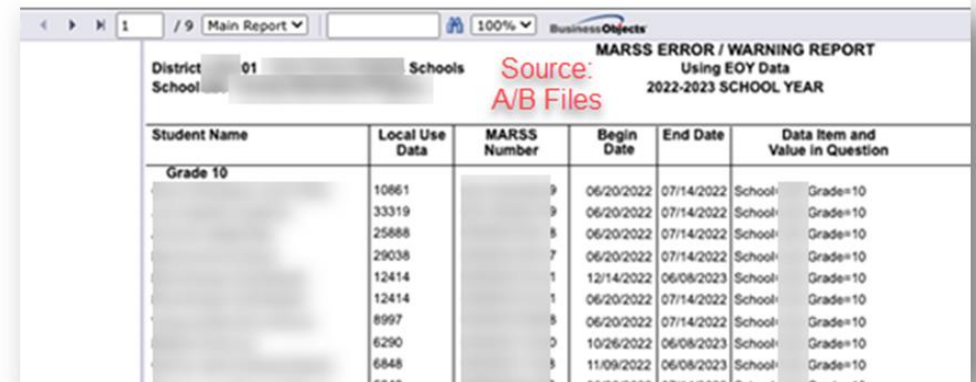
Back Run Edit



MARSS ERROR / WARNING REPORT
Using EOY Data
2022-2023 SCHOOL YEAR

Source: A/B Files

Student Name	Local Use Data	MARSS Number	Begin Date	End Date	Data Item and Value in Question
Grade 10	10661	9	06/20/2022	07/14/2022	School Grade=10
	33319	9	06/20/2022	07/14/2022	School Grade=10
	25888	8	06/20/2022	07/14/2022	School Grade=10
	29038	7	06/20/2022	07/14/2022	School Grade=10
	12414	1	12/14/2022	06/08/2023	School Grade=10
	12414	1	06/20/2022	07/14/2022	School Grade=10
	8997	8	06/20/2022	07/14/2022	School Grade=10
	6290	0	10/26/2022	06/08/2023	School Grade=10
	6848	3	11/09/2022	06/08/2023	School Grade=10



Step 4: Compare MARSS WES Reports

- Compare Ed-Fi sourced reports to MARSS A/B sourced reports
- Look for critical elements in each submission

The screenshot shows a software interface for a 'MARSS ERROR / WARNING REPORT' titled 'Using EOY Data 2022-2023 SCHOOL YEAR'. The report is for District 01 Schools. A red label 'Source: Ed-Fi' is overlaid on the report header. The table below lists student data for Grade 10, including Local Use Data, MARSS Number, Begin Date, End Date, and Data Item and Value in Question.

Student Name	Local Use Data	MARSS Number	Begin Date	End Date	Data Item and Value in Question
Grade 10					
	10861	9	06/20/2022	07/14/2022	School Grade=10
	33319	9	06/20/2022	07/14/2022	School Grade=10
	25888	8	06/20/2022	07/14/2022	School Grade=10
	29038	7	06/20/2022	07/14/2022	School Grade=10
	12414	1	12/14/2022	06/08/2023	School Grade=10
	12414	1	06/20/2022	07/14/2022	School Grade=10
	8997	8	06/20/2022	07/14/2022	School Grade=10
	6290	0	10/26/2022	06/08/2023	School Grade=10
	6848	8	11/09/2022	06/08/2023	School Grade=10

The screenshot shows a software interface for a 'MARSS ERROR / WARNING REPORT' titled 'Using EOY Data 2022-2023 SCHOOL YEAR'. The report is for District 01 Schools. A red label 'Source: A/B Files' is overlaid on the report header. The table below lists student data for Grade 10, including Local Use Data, MARSS Number, Begin Date, End Date, and Data Item and Value in Question.

Student Name	Local Use Data	MARSS Number	Begin Date	End Date	Data Item and Value in Question
Grade 10					
	10861	9	06/20/2022	07/14/2022	School Grade=10
	33319	9	06/20/2022	07/14/2022	School Grade=10
	25888	8	06/20/2022	07/14/2022	School Grade=10
	29038	7	06/20/2022	07/14/2022	School Grade=10
	12414	1	12/14/2022	06/08/2023	School Grade=10
	12414	1	06/20/2022	07/14/2022	School Grade=10
	8997	8	06/20/2022	07/14/2022	School Grade=10
	6290	0	10/26/2022	06/08/2023	School Grade=10
	6848	8	11/09/2022	06/08/2023	School Grade=10

Fall Local Reports to Compare

Fall Reports

- MARSS_01 – Fall Enrollment – Secure Data Center
- MARSS_02 – Child Count – Secure Data Center
- MARSS_03 – Non-Resident – Secure Data Center
- MARSS-07 – Summary for Special Education – Secure Data Center under Edit Summary Link
- MARSS_08 – Local Error Report – Secure Data Center
- MARSS_12 – Compensatory Revenue – Secure Data Center
- MARSS_17 – Individual Student Record – Secure Data Center
- MARSS_19 – Tuition Billing – Report in Secure Data Center
- MARSS_22 – Calendar – Title I Data – Secure Data Center
- MARSS_23 – Special Education December 1 count – MARSS WES
- MARSS_24 All Students – MARSS WES
- MARSS_66 – American Indian Roster – MARSS WES

Optional Fall Local Reports to Compare

Optional Reports to Compare

- MARSS_04 – Summary by Status End Code – Report in Secure Data Center
- MARSS_06 – Summary by State Aid Category – Report in Secure Data Center
- MARSS_09 – Summary by Home Primary Language – Report in Secure Data Center
- MARSS_10 – Summary by Last location of Attendance – Report in Secure Data Center
- MARSS_15 – District ADM by Served by District – MARSS WES
- MARSS_15 – District ADM by Served by School – MARSS WES

Local Reports to Compare for End of Year

End of Year Reports

- MARSS_03 – Non-Resident – Secure Data Center
- MARSS-07 – Summary for Special Education – Secure Data Center under Edit Summary Link
- MARSS_08 – Local Error Report – Secure Data Center
- MARSS_11 – List of Graduates – MARSS WES
- MARSS_13 – PSEO Students – MARSS WES
- MARSS_15 – District ADM by Served by District – MARSS WES
- MARSS_15 – District ADM by Served by School – MARSS WES
- MARSS_17 – Individual Student Record – Secure Data Center
- MARSS_18 Title I School Data – MARSS WES
- MARSS_19 – Tuition Billing – Secure Data Center
- MARSS_20 Transportation Totals District and School – MARSS WES
- MARSS_22 – Calendar – Title I Data District and School – Secure Data Center
- MARSS_23 – All Special Education Students – MARSS WES
- MARSS_24 All Students – MARSS WES
- MARSS_50 – Opt Out – MARSS WES
- MARSS_51 Homeless Federal Count – MARSS WES

Optional Local Reports to Compare for End of Year

End of Year Optional Reports to Compare

- MARSS_04 – Summary by Status End Code – Secure Data Center
- MARSS_06 – Summary by State Aid Category – Secure Data Center
- MARSS_09 – Summary by Home Primary Language – Secure Data Center
- MARSS_10 – Summary by Last location of Attendance – Secure Data Center

MARSS Timelines

MARSS timelines remain the same

Districts/charter schools are expected to meet all MARSS timelines.

Timelines are posted to the MDE website at: [Timelines \(mn.gov\)](#)

EDIAM User Profile

Announcements

- Use the [Ask for Help](#) button at the bottom of this page to request help with the EDIAM Security system.

Authorized Applications:

Application Link	User Actions	Description	More Information
Ed-Fi Data Validation Portal	View Access Details	Ed-Fi Data Validation Portal	

Authorized Secure Reports:

Ed-Fi Secure Reports

[Ed-Fi / MARSS Comparisons](#)

Dynamic Reports

- These reports pull data from Ed-Fi before any loads to MARSS or MARSS edits.
- These reports can be used to create lists of students with selected demographic characteristics or who have program participation records.

Validations

- This part of the EDVP contains extra program area data collections not collected in MARSS, e.g. Ancestry Ethnic Origin.

EDVP – Dynamic Reports

[Skip navigation](#)


mn DEPARTMENT OF EDUCATION

Ed-Fi Data Validation Portal

Home Validation Reports Aitkin Public School District 2022-2023 MARSS HelpDesk

[Home](#) / [Reports](#)

Reports for District Aitkin Public School District (10001000)

Report	Description
Dynamic Reports 	Run dynamically-generated reports
Change Of Enrollment	View students that have recently enrolled in another school, and request that the previous school forward relevant files, assessment results, and/or immunization information.
Student Identity Issues	View student identity issues flagged by Ed Fi's Identities Interface during data submissions from client software such as student information software systems.
Level 1 Validation Issues	View Level 1 issues flagged by Ed Fi's Operation Data Store Interface - errors rejected data submissions to Ed Fi's Operation Data Store from client software such as student information software systems.

EDVP – Dynamic Reports

The screenshot shows a web application interface with a dark blue header. The header contains navigation links: a home icon, 'Home', 'Validation' with a dropdown arrow, and 'Reports'. A small white box with the letter 'A' is in the top right corner. Below the header, a breadcrumb trail reads 'Home / Reports / Dynamic Reports'. The main content area is titled 'Dynamic Reports for Program Area MARSS:'. Under this title, there is a label 'Report Name' followed by a dropdown menu. The dropdown menu is open, showing a list of report options: '- select a report -', 'SSDC Data Report', 'Student Detail Demographic Extended Report', 'Student Enrollment and Program Detail' (which is highlighted in blue), 'Student Level Detail - Demographics', 'Student Level Detail Program Data', and 'Student Programs; EL, G&T, CEIS'. A mouse cursor is positioned over the highlighted option.

EDVP – Dynamic Reports

The screenshot illustrates the process of generating a dynamic report in the EDVP system. It is divided into two main panels: 'Available Fields' and 'Selected Fields'.

Available Fields: This panel shows a list of 52 fields. A red arrow points to the 'Move all' button, which is used to transfer all fields from the available list to the selected list. The fields listed include: id, MARSSNumber, DistrictId, SchoolId, DistrictType, DistrictNumber, DistrictNumberType, SchoolNumber, StatusBeginDate, and EnrollmentSequence.

Selected Fields: This panel shows an empty list, indicating that no fields have been selected yet.

Generate Report: A red arrow points to the 'Generate Report' button, which is used to create the report based on the selected fields.

The interface also includes a 'Report Name' dropdown menu set to 'Student Enrollment and Program Detail' and a 'Filter' input field for each list.

EDVP - Validations

[Home](#) / Validation Results

Validation Results for District **Public** School District, Program Area MARSS

Export

Show entries

Request Date/Time ↑↓	Collection ↑↓	Initiated By ↑↓	Status ↑↓	Completion Date/Time ↑↓	Error Count ↑↓	Warning Count ↑↓
5/4/2023, 11:22:24 AM	2022-2023 / StudentAncestryEthnicOrigin	[Redacted]	Completed	5/4/2023, 11:22:25 AM	0	48
4/21/2023, 10:02:44 AM	2022-2023 / StudentAncestryEthnicOrigin	[Redacted]	Completed	4/21/2023, 10:02:51 AM	1	48
4/20/2022, 2:55:51 PM	2021-2022 / StudentAncestryEthnicOrigin	[Redacted]	Completed	4/20/2022, 2:55:53 PM	0	58
3/28/2022, 2:33:08 PM	2021-2022 / StudentAncestryEthnicOrigin	[Redacted]	Completed	3/28/2022, 2:33:10 PM	1	49

Showing 1 to 4 of 4 entries

[First](#) [Previous](#) **1** [Next](#) [Last](#)

MDE can help districts/charters verify (but not certify) their data. This is a long process and we will not be able to verify all districts' or charters' data.

- If you would like MDE to help verify your data send an email to marss@state.mn.us please include your district name and number.
- MDE does not certify data for districts or charters.

District Certification

- Districts must certify two consecutive system cycles in order to become Ed-Fi only
- Example: Certify for End of Year 2022-2023 then Fall 2023-2024
- OR Fall 2023-2024 End of Year 2023-2024
- You do not need to send a Certification of Agreement for each submission cycle. We only need one Agreement signed by the Superintendent once both cycles have been certified.
- Once you are certified for the two cycles and we receive the signed Certification of Agreement. We will change your district to Ed-Fi only reporting for the specific School Year that is on the Certification of Agreement report.

Reporting MARSS Data via Ed-Fi only

Once you become Ed-Fi Only:

- Sync your Ed-Fi data
- Run Edit with synced Ed-Fi data through the MARSS WES
- If error-free, click on the Upload button to send files to MDE for funding purposes.
- **If you don't run the Ed-Fi data through the MARSS WES you will not be able to upload the data for funding purposes.**

Questions?

MARSS Questions: marss@state.mn.us

Ed-Fi Questions: ed-fi.mde@state.mn.us

Thank You All!

Kari P. Johnson | School Finance/Ed-Fi Specialist